

The `catppuccinPalette` package

Lukas Heindl

`oss.heindl+latex@protonmail.com`
`https://github.com/catppuccin/latex`

v1.1.0 from 2024/08/13

Abstract

The LaTeX package `catppuccinPalette` provides new colors for `xcolor`.

1 Introduction

`Catppuccin`¹ is a nice pastel theme in 4 flavours/styles (*Latte*, *Frappé*, *Macchiato*, *Mocha*). This package defines these themes as `xcolor` colors.

2 Usage

Load via `\usepackage{catppuccinpalette}`

Just use the new colors (prefixed with `Ctp<Style>`) like normal `xcolors`. In addition to the usual colors of the palette, this package defines some colors according to the style guide² for ease of use.

This package also allows you to set a specific style which sets the shortened color names (prefixed only with `Ctp`) to the selected style (allows for easy switching style) via the package option `style`.

This package loads `xcolor` (without options) so if you want to set some `xcolor` options you should load `xcolor` before loading this package.

¹<https://github.com/catppuccin/catppuccin>

²<https://github.com/catppuccin/catppuccin/blob/main/docs/style-guide.md>

2.1 Package options

<i>Option</i>	<i>Description</i>
<code>style</code>	set the style used by the shortened prefix (<code>Ctp</code>). Possible values: <code>Latte</code> (default+initial), <code>latte</code> , <code>Frappe</code> , <code>frappe</code> , <code>Mocha</code> , <code>mocha</code> , <code>Macchiato</code> , <code>macchiato</code> As a shortcut, you can also just use e.g. <code>\usepackage [latte]{catppuccinPalette}</code> as a shorthand for <code>\usepackage [style=latte]{catppuccinPalette}</code>
<code>textcolor</code>	set the default textcolor of the document to <code>CtpText</code> . Possible values: <code>false</code> (default+initial), <code>true</code>
<code>pagecolor</code>	set the pagecolor of the document to <code>CtpBackground</code> . Possible values: <code>false</code> (default+initial), <code>true</code>
<code>styleAll</code>	shortcut for setting <code>pagecolor</code> and <code>textcolor</code>

2.1.1 Change settings mid-document

`\CtpReinit` `\CtpReinit[opts]`




























This command allows to reinitialize this package. All previous configuration options will be kept. In particular this allows to change the active style/flavor mid-document. Note that if you decided this package should change the background color when loading the package and only do `\CtpReinit [style=<another style>]`, then the background color will also be adjusted on reinitialization.

The command processes the same options like the ones you can pass when loading the package (see documentation above).

2.2 Colors

Note: The colors with the prefix `Cat` are deprecated and will be removed in a future version!




























2.2.1 Style Latte

 <code>CtpLatteBlue</code>	 <code>CtpLatteLavender</code>
 <code>CtpLatteRosewater</code>	 <code>CtpLatteText</code>
 <code>CtpLatteFlamingo</code>	 <code>CtpLatteSubtext1</code>
 <code>CtpLattePink</code>	 <code>CtpLatteSubtext0</code>
 <code>CtpLatteMauve</code>	 <code>CtpLatteOverlay2</code>
 <code>CtpLatteRed</code>	 <code>CtpLatteOverlay1</code>
 <code>CtpLatteMaroon</code>	 <code>CtpLatteOverlay0</code>
 <code>CtpLattePeach</code>	 <code>CtpLatteSurface2</code>
 <code>CtpLatteYellow</code>	 <code>CtpLatteSurface1</code>
 <code>CtpLatteGreen</code>	 <code>CtpLatteSurface0</code>
 <code>CtpLatteTeal</code>	 <code>CtpLatteBase</code>
 <code>CtpLatteSky</code>	 <code>CtpLatteMantle</code>
 <code>CtpLatteSapphire</code>	 <code>CtpLatteCrust</code>
 <code>CtpLatteBlue</code>	


Some basic colors according to the style guide:

 CtpLatteBackground	 CtpLatteSuccess
 CtpLatteLink	 CtpLatteWarning
	 CtpLatteError




























2.2.2 Style Frappe

 CtpFrappeBlue	 CtpFrappeLavender
 CtpFrappeRosewater	 CtpFrappeText
 CtpFrappeFlamingo	 CtpFrappeSubtext1
 CtpFrappePink	 CtpFrappeSubtext0
 CtpFrappeMauve	 CtpFrappeOverlay2
 CtpFrappeRed	 CtpFrappeOverlay1
 CtpFrappeMaroon	 CtpFrappeOverlay0
 CtpFrappePeach	 CtpFrappeSurface2
 CtpFrappeYellow	 CtpFrappeSurface1
 CtpFrappeGreen	 CtpFrappeSurface0
 CtpFrappeTeal	 CtpFrappeBase
 CtpFrappeSky	 CtpFrappeMantle
 CtpFrappeSapphire	 CtpFrappeCrust
 CtpFrappeBlue	

Some basic colors according to the style guide:

 CtpFrappeBackground	 CtpFrappeSuccess
 CtpFrappeLink	 CtpFrappeWarning
	 CtpFrappeError




























2.2.3 Style Macchiato

 CtpMacchiatoBlue	 CtpMacchiatoLavender
 CtpMacchiatoRosewater	 CtpMacchiatoText
 CtpMacchiatoFlamingo	 CtpMacchiatoSubtext1
 CtpMacchiatoPink	 CtpMacchiatoSubtext0
 CtpMacchiatoMauve	 CtpMacchiatoOverlay2
 CtpMacchiatoRed	 CtpMacchiatoOverlay1
 CtpMacchiatoMaroon	 CtpMacchiatoOverlay0
 CtpMacchiatoPeach	 CtpMacchiatoSurface2
 CtpMacchiatoYellow	 CtpMacchiatoSurface1
 CtpMacchiatoGreen	 CtpMacchiatoSurface0
 CtpMacchiatoTeal	 CtpMacchiatoBase
 CtpMacchiatoSky	 CtpMacchiatoMantle
 CtpMacchiatoSapphire	 CtpMacchiatoCrust
 CtpMacchiatoBlue	


Some basic colors according to the style guide:

 CtpMacchiatoBackground	 CtpMacchiatoSuccess
 CtpMacchiatoLink	 CtpMacchiatoWarning
	 CtpMacchiatoError

2.2.4 Style Mocha

	CtpMochaBlue		CtpMochaLavender
	CtpMochaRosewater		CtpMochaText
	CtpMochaFlamingo		CtpMochaSubtext1
	CtpMochaPink		CtpMochaSubtext0
	CtpMochaMauve		CtpMochaOverlay2
	CtpMochaRed		CtpMochaOverlay1
	CtpMochaMaroon		CtpMochaOverlay0
	CtpMochaPeach		CtpMochaSurface2
	CtpMochaYellow		CtpMochaSurface1
	CtpMochaGreen		CtpMochaSurface0
	CtpMochaTeal		CtpMochaBase
	CtpMochaSky		CtpMochaMantle
	CtpMochaSapphire		CtpMochaCrust
	CtpMochaBlue		

Some basic colors according to the style guide:

	CtpMochaBackground		CtpMochaSuccess
	CtpMochaLink		CtpMochaWarning
			CtpMochaError

3 Implementation

```

1 \NeedsTeXFormat{LaTeX2e}[1994/06/01]
2 \RequirePackage{pgfopts}
3 \RequirePackage{xcolor}

Define the conditionals used by package options
4 \newif\ifcatppuccinpalette@pagecolor
5 \newif\ifcatppuccinpalette@textcolor
6 \pgfkeys{
7 /catppuccinPalette/.cd,

Define the package option keys
8 Latte/.style={style=Latte},
9 latte/.style={style=Latte},
10 Frappe/.style={style=Frappe},
11 frappe/.style={style=Frappe},
12 Macchiato/.style={style=Macchiato},
13 macchiato/.style={style=Macchiato},
14 Mocha/.style={style=Mocha},
15 mocha/.style={style=Mocha},
16 style/.is choice,
17 style/.value required,
18 style/Latte/.code = {\def\catppuccinpalette@style{Latte}},
19 style/latte/.style = {style=Latte},
20 style/Frappe/.code = {\def\catppuccinpalette@style{Frappe}},
21 style/frappe/.style = {style=Frappe},
22 style/Macchiato/.code = {\def\catppuccinpalette@style{Macchiato}},
23 style/macchiato/.style = {style=Macchiato},
24 style/Mocha/.code = {\def\catppuccinpalette@style{Mocha}},

```

```

25 style/mocha/.style = {style=Mocha},
26 textcolor/.is if = catppuccinpalette@textcolor,
27 textcolor/.default = true,
28 pagecolor/.is if = catppuccinpalette@pagecolor,
29 pagecolor/.default = true,
30 styleAll/.style = {pagecolor,textcolor},
Set initial values for all options
31 textcolor = false,
32 pagecolor = false,
33 style = Latte,
34 }
35 \ProcessPgfOptions{catppuccinPalette}
Define the Latte colorset
36 \preparecolorset{RGB/HTML}{CatLatte}{}{%
37 Rosewater,220,138,120/DC8A78;%
38 Flamingo,221,120,120/DD7878;%
39 Pink,234,118,203/EA76CB;%
40 Mauve,136,57,239/8839EF;%
41 Red,210,15,57/D20F39;%
42 Maroon,230,69,83/E64553;%
43 Peach,254,100,11/FE640B;%
44 Yellow,223,142,29/DF8E1D;%
45 Green,64,160,43/40A02B;%
46 Teal,23,146,153/179299;%
47 Sky,4,165,229/04A5E5;%
48 Sapphire,32,159,181/209FB5;%
49 Blue,30,102,245/1E66F5;%
50 Lavender,114,135,253/7287FD;%
51 Text,76,79,105/4C4F69;%
52 Subtext1,92,95,119/5C5F77;%
53 Subtext0,108,111,133/6C6F85;%
54 Overlay2,124,127,147/7C7F93;%
55 Overlay1,140,143,161/8C8FA1;%
56 Overlay0,156,160,176/9CA0B0;%
57 Surface2,172,176,190/ACB0BE;%
58 Surface1,188,192,204/BCC0CC;%
59 Surface0,204,208,218/CCD0DA;%
60 Base,239,241,245/EFF1F5;%
61 Mantle,230,233,239/E6E9EF;%
62 Crust,220,224,232/DCE0E8%
63 }
64 \colorlet{CatLatteBackground}{CatLatteBase}
65 \colorlet{CatLatteLink}{CatLatteBlue}
66 \colorlet{CatLatteSuccess}{CatLatteGreen}
67 \colorlet{CatLatteWarning}{CatLatteYellow}
68 \colorlet{CatLatteError}{CatLatteRed}
69
70 \preparecolorset{RGB/HTML}{CtpLatte}{}{%
71 Rosewater,220,138,120/DC8A78;%
72 Flamingo,221,120,120/DD7878;%
73 Pink,234,118,203/EA76CB;%
74 Mauve,136,57,239/8839EF;%
75 Red,210,15,57/D20F39;%

```

```

76 Maroon,230,69,83/E64553;%
77 Peach,254,100,11/FE640B;%
78 Yellow,223,142,29/DF8E1D;%
79 Green,64,160,43/40A02B;%
80 Teal,23,146,153/179299;%
81 Sky,4,165,229/04A5E5;%
82 Sapphire,32,159,181/209FB5;%
83 Blue,30,102,245/1E66F5;%
84 Lavender,114,135,253/7287FD;%
85 Text,76,79,105/4C4F69;%
86 Subtext1,92,95,119/5C5F77;%
87 Subtext0,108,111,133/6C6F85;%
88 Overlay2,124,127,147/7C7F93;%
89 Overlay1,140,143,161/8C8FA1;%
90 Overlay0,156,160,176/9CA0B0;%
91 Surface2,172,176,190/ACB0BE;%
92 Surface1,188,192,204/BCC0CC;%
93 Surface0,204,208,218/CCD0DA;%
94 Base,239,241,245/EFF1F5;%
95 Mantle,230,233,239/E6E9EF;%
96 Crust,220,224,232/DCE0E8%
97 }

```

Define colors according to the catppuccin style guide

```

98 \colorlet{CtpLatteBackground}{CtpLatteBase}
99 \colorlet{CtpLatteLink}{CtpLatteBlue}
100 \colorlet{CtpLatteSuccess}{CtpLatteGreen}
101 \colorlet{CtpLatteWarning}{CtpLatteYellow}
102 \colorlet{CtpLatteError}{CtpLatteRed}

```

Define the styles *Frappe*, *Macchiato* and *Mocha* accordingly

```

103 \preparecolorset{RGB/HTML}{CatFrappe}{}{%
104 Rosewater,242,213,207/F2D5CF;%
105 Flamingo,238,190,190/EEBEBE;%
106 Pink,244,184,228/F4B8E4;%
107 Mauve,202,158,230/CA9EE6;%
108 Red,231,130,132/E78284;%
109 Maroon,234,153,156/EA999C;%
110 Peach,239,159,118/EF9F76;%
111 Yellow,229,200,144/E5C890;%
112 Green,166,209,137/A6D189;%
113 Teal,129,200,190/81C8BE;%
114 Sky,153,209,219/99D1DB;%
115 Sapphire,133,193,220/85C1DC;%
116 Blue,140,170,238/8CAAEE;%
117 Lavender,186,187,241/BABBF1;%
118 Text,198,208,245/C6D0F5;%
119 Subtext1,181,191,226/B5BFE2;%
120 Subtext0,165,173,206/A5ADCE;%
121 Overlay2,148,156,187/949CBB;%
122 Overlay1,131,139,167/838BA7;%
123 Overlay0,115,121,148/737994;%
124 Surface2,98,104,128/626880;%
125 Surface1,81,87,109/51576D;%
126 Surface0,65,69,89/414559;%

```

```

127 Base,48,52,70/303446;%
128 Mantle,41,44,60/292C3C;%
129 Crust,35,38,52/232634%
130 }
131 \colorlet{CatFrappeBackground}{CatFrappeBase}
132 \colorlet{CatFrappeLink}{CatFrappeBlue}
133 \colorlet{CatFrappeSuccess}{CatFrappeGreen}
134 \colorlet{CatFrappeWarning}{CatFrappeYellow}
135 \colorlet{CatFrappeError}{CatFrappeRed}
136
137 \preparecolorset{RGB/HTML}{CtpFrappe}{}{%
138 Rosewater,242,213,207/F2D5CF;%
139 Flamingo,238,190,190/EEEBE; %
140 Pink,244,184,228/F4B8E4;%
141 Mauve,202,158,230/CA9EE6;%
142 Red,231,130,132/E78284;%
143 Maroon,234,153,156/EA999C;%
144 Peach,239,159,118/EF9F76;%
145 Yellow,229,200,144/E5C890;%
146 Green,166,209,137/A6D189;%
147 Teal,129,200,190/81C8BE;%
148 Sky,153,209,219/99D1DB;%
149 Sapphire,133,193,220/85C1DC;%
150 Blue,140,170,238/8CAAEE;%
151 Lavender,186,187,241/BABBF1;%
152 Text,198,208,245/C6D0F5;%
153 Subtext1,181,191,226/B5BFE2;%
154 Subtext0,165,173,206/A5ADCE;%
155 Overlay2,148,156,187/949CBB;%
156 Overlay1,131,139,167/838BA7;%
157 Overlay0,115,121,148/737994;%
158 Surface2,98,104,128/626880;%
159 Surface1,81,87,109/51576D;%
160 Surface0,65,69,89/414559;%
161 Base,48,52,70/303446;%
162 Mantle,41,44,60/292C3C;%
163 Crust,35,38,52/232634%
164 }
165 \colorlet{CtpFrappeBackground}{CtpFrappeBase}
166 \colorlet{CtpFrappeLink}{CtpFrappeBlue}
167 \colorlet{CtpFrappeSuccess}{CtpFrappeGreen}
168 \colorlet{CtpFrappeWarning}{CtpFrappeYellow}
169 \colorlet{CtpFrappeError}{CtpFrappeRed}
170
171 \preparecolorset{RGB/HTML}{CatMacchiato}{}{%
172 Rosewater,244,219,214/F4DBD6;%
173 Flamingo,240,198,198/FOC6C6;%
174 Pink,245,189,230/F5BDE6;%
175 Mauve,198,160,246/C6A0F6;%
176 Red,237,135,150/ED8796;%
177 Maroon,238,153,160/EE99A0;%
178 Peach,245,169,127/F5A97F;%
179 Yellow,238,212,159/EED49F;%
180 Green,166,218,149/A6DA95;%

```

```

181 Teal,139,213,202/8BD5CA;%
182 Sky,145,215,227/91D7E3;%
183 Sapphire,125,196,228/7DC4E4;%
184 Blue,138,173,244/8AADF4;%
185 Lavender,183,189,248/B7BDF8;%
186 Text,202,211,245/CAD3F5;%
187 Subtext1,184,192,224/B8C0E0;%
188 Subtext0,165,173,203/A5ADCB;%
189 Overlay2,147,154,183/939AB7;%
190 Overlay1,128,135,162/8087A2;%
191 Overlay0,110,115,141/6E738D;%
192 Surface2,91,96,120/5B6078;%
193 Surface1,73,77,100/494D64;%
194 Surface0,54,58,79/363A4F;%
195 Base,36,39,58/24273A;%
196 Mantle,30,32,48/1E2030;%
197 Crust,24,25,38/181926%
198 }
199 \colorlet{CatMacchiatoBackground}{CatMacchiatoBase}
200 \colorlet{CatMacchiatoLink}{CatMacchiatoBlue}
201 \colorlet{CatMacchiatoSuccess}{CatMacchiatoGreen}
202 \colorlet{CatMacchiatoWarning}{CatMacchiatoYellow}
203 \colorlet{CatMacchiatoError}{CatMacchiatoRed}
204
205 \preparecolorset{RGB/HTML}{CtpMacchiato}{-}{%
206 Rosewater,244,219,214/F4DBD6;%
207 Flamingo,240,198,198/FOC6C6;%
208 Pink,245,189,230/F5BDE6;%
209 Mauve,198,160,246/C6A0F6;%
210 Red,237,135,150/ED8796;%
211 Maroon,238,153,160/EE99A0;%
212 Peach,245,169,127/F5A97F;%
213 Yellow,238,212,159/EED49F;%
214 Green,166,218,149/A6DA95;%
215 Teal,139,213,202/8BD5CA;%
216 Sky,145,215,227/91D7E3;%
217 Sapphire,125,196,228/7DC4E4;%
218 Blue,138,173,244/8AADF4;%
219 Lavender,183,189,248/B7BDF8;%
220 Text,202,211,245/CAD3F5;%
221 Subtext1,184,192,224/B8C0E0;%
222 Subtext0,165,173,203/A5ADCB;%
223 Overlay2,147,154,183/939AB7;%
224 Overlay1,128,135,162/8087A2;%
225 Overlay0,110,115,141/6E738D;%
226 Surface2,91,96,120/5B6078;%
227 Surface1,73,77,100/494D64;%
228 Surface0,54,58,79/363A4F;%
229 Base,36,39,58/24273A;%
230 Mantle,30,32,48/1E2030;%
231 Crust,24,25,38/181926%
232 }
233 \colorlet{CtpMacchiatoBackground}{CtpMacchiatoBase}
234 \colorlet{CtpMacchiatoLink}{CtpMacchiatoBlue}

```



```

235 \colorlet{CtpMacchiatoSuccess}{CtpMacchiatoGreen}
236 \colorlet{CtpMacchiatoWarning}{CtpMacchiatoYellow}
237 \colorlet{CtpMacchiatoError}{CtpMacchiatoRed}
238
239 \preparecolorset{RGB/HTML}{CatMocha}{-}{%
240 Rosewater,245,224,220/F5E0DC;%
241 Flamingo,242,205,205/F2CDCD;%
242 Pink,245,194,231/F5C2E7;%
243 Mauve,203,166,247/CBA6F7;%
244 Red,243,139,168/F38BA8;%
245 Maroon,235,160,172/EBA0AC;%
246 Peach,250,179,135/FAB387;%
247 Yellow,249,226,175/F9E2AF;%
248 Green,166,227,161/A6E3A1;%
249 Teal,148,226,213/94E2D5;%
250 Sky,137,220,235/89DCEB;%
251 Sapphire,116,199,236/74C7EC;%
252 Blue,137,180,250/89B4FA;%
253 Lavender,180,190,254/B4BEFE;%
254 Text,205,214,244/CDD6F4;%
255 Subtext1,186,194,222/BAC2DE;%
256 Subtext0,166,173,200/A6ADC8;%
257 Overlay2,147,153,178/9399B2;%
258 Overlay1,127,132,156/7F849C;%
259 Overlay0,108,112,134/6C7086;%
260 Surface2,88,91,112/585B70;%
261 Surface1,69,71,90/45475A;%
262 Surface0,49,50,68/313244;%
263 Base,30,30,46/1E1E2E;%
264 Mantle,24,24,37/181825;%
265 Crust,17,17,27/11111B%
266 }
267 \colorlet{CatMochaBackground}{CatMochaBase}
268 \colorlet{CatMochaLink}{CatMochaBlue}
269 \colorlet{CatMochaSuccess}{CatMochaGreen}
270 \colorlet{CatMochaWarning}{CatMochaYellow}
271 \colorlet{CatMochaError}{CatMochaRed}
272
273 \preparecolorset{RGB/HTML}{CtpMocha}{-}{%
274 Rosewater,245,224,220/F5E0DC;%
275 Flamingo,242,205,205/F2CDCD;%
276 Pink,245,194,231/F5C2E7;%
277 Mauve,203,166,247/CBA6F7;%
278 Red,243,139,168/F38BA8;%
279 Maroon,235,160,172/EBA0AC;%
280 Peach,250,179,135/FAB387;%
281 Yellow,249,226,175/F9E2AF;%
282 Green,166,227,161/A6E3A1;%
283 Teal,148,226,213/94E2D5;%
284 Sky,137,220,235/89DCEB;%
285 Sapphire,116,199,236/74C7EC;%
286 Blue,137,180,250/89B4FA;%
287 Lavender,180,190,254/B4BEFE;%
288 Text,205,214,244/CDD6F4;%

```

```

289 Subtext1,186,194,222/BAC2DE;%
290 Subtext0,166,173,200/A6ADC8;%
291 Overlay2,147,153,178/9399B2;%
292 Overlay1,127,132,156/7F849C;%
293 Overlay0,108,112,134/6C7086;%
294 Surface2,88,91,112/585B70;%
295 Surface1,69,71,90/45475A;%
296 Surface0,49,50,68/313244;%
297 Base,30,30,46/1E1E2E;%
298 Mantle,24,24,37/181825;%
299 Crust,17,17,27/11111B%
300 }
301 \colorlet{CtpMochaBackground}{CtpMochaBase}
302 \colorlet{CtpMochaLink}{CtpMochaBlue}
303 \colorlet{CtpMochaSuccess}{CtpMochaGreen}
304 \colorlet{CtpMochaWarning}{CtpMochaYellow}
305 \colorlet{CtpMochaError}{CtpMochaRed}
306

Define shortcuts for active style (legacy part)
307 \colorlet{CatRosewater}{Ctp\catppuccinpalette@style Rosewater}
308 \colorlet{CatFlamingo}{Ctp\catppuccinpalette@style Flamingo}
309 \colorlet{CatPink}{Ctp\catppuccinpalette@style Pink}
310 \colorlet{CatMauve}{Ctp\catppuccinpalette@style Mauve}
311 \colorlet{CatRed}{Ctp\catppuccinpalette@style Red}
312 \colorlet{CatMaroon}{Ctp\catppuccinpalette@style Maroon}
313 \colorlet{CatPeach}{Ctp\catppuccinpalette@style Peach}
314 \colorlet{CatYellow}{Ctp\catppuccinpalette@style Yellow}
315 \colorlet{CatGreen}{Ctp\catppuccinpalette@style Green}
316 \colorlet{CatTeal}{Ctp\catppuccinpalette@style Teal}
317 \colorlet{CatSky}{Ctp\catppuccinpalette@style Sky}
318 \colorlet{CatSapphire}{Ctp\catppuccinpalette@style Sapphire}
319 \colorlet{CatBlue}{Ctp\catppuccinpalette@style Blue}
320 \colorlet{CatLavender}{Ctp\catppuccinpalette@style Lavender}
321 \colorlet{CatText}{Ctp\catppuccinpalette@style Text}
322 \colorlet{CatSubtext1}{Ctp\catppuccinpalette@style Subtext1}
323 \colorlet{CatSubtext0}{Ctp\catppuccinpalette@style Subtext0}
324 \colorlet{CatOverlay2}{Ctp\catppuccinpalette@style Overlay2}
325 \colorlet{CatOverlay1}{Ctp\catppuccinpalette@style Overlay1}
326 \colorlet{CatOverlay0}{Ctp\catppuccinpalette@style Overlay0}
327 \colorlet{CatSurface2}{Ctp\catppuccinpalette@style Surface2}
328 \colorlet{CatSurface1}{Ctp\catppuccinpalette@style Surface1}
329 \colorlet{CatSurface0}{Ctp\catppuccinpalette@style Surface0}
330 \colorlet{CatBase}{Ctp\catppuccinpalette@style Base}
331 \colorlet{CatMantle}{Ctp\catppuccinpalette@style Mantle}
332 \colorlet{CatCrust}{Ctp\catppuccinpalette@style Crust}
333 \colorlet{CatBackground}{Ctp\catppuccinpalette@style Base}
334 \colorlet{CatLink}{Ctp\catppuccinpalette@style Blue}
335 \colorlet{CatSuccess}{Ctp\catppuccinpalette@style Green}
336 \colorlet{CatWarning}{Ctp\catppuccinpalette@style Yellow}
337 \colorlet{CatError}{Ctp\catppuccinpalette@style Red}
338

```

New command which parses the same options like the package. Can be used to e. g. reset/reinit the selected style.

```

339 \NewDocumentCommand\CtpReinit{0{}}{%
340 \pgfkeys{%
341 /catppuccinPalette/.cd,%
342 #1%
343 }%

  Define shortcuts for active style
344 \colorlet{CtpRosewater}{Ctp\catppuccinpalette@style Rosewater}%
345 \colorlet{CtpFlamingo}{Ctp\catppuccinpalette@style Flamingo}%
346 \colorlet{CtpPink}{Ctp\catppuccinpalette@style Pink}%
347 \colorlet{CtpMauve}{Ctp\catppuccinpalette@style Mauve}%
348 \colorlet{CtpRed}{Ctp\catppuccinpalette@style Red}%
349 \colorlet{CtpMaroon}{Ctp\catppuccinpalette@style Maroon}%
350 \colorlet{CtpPeach}{Ctp\catppuccinpalette@style Peach}%
351 \colorlet{CtpYellow}{Ctp\catppuccinpalette@style Yellow}%
352 \colorlet{CtpGreen}{Ctp\catppuccinpalette@style Green}%
353 \colorlet{CtpTeal}{Ctp\catppuccinpalette@style Teal}%
354 \colorlet{CtpSky}{Ctp\catppuccinpalette@style Sky}%
355 \colorlet{CtpSapphire}{Ctp\catppuccinpalette@style Sapphire}%
356 \colorlet{CtpBlue}{Ctp\catppuccinpalette@style Blue}%
357 \colorlet{CtpLavender}{Ctp\catppuccinpalette@style Lavender}%
358 \colorlet{CtpText}{Ctp\catppuccinpalette@style Text}%
359 \colorlet{CtpSubtext1}{Ctp\catppuccinpalette@style Subtext1}%
360 \colorlet{CtpSubtext0}{Ctp\catppuccinpalette@style Subtext0}%
361 \colorlet{CtpOverlay2}{Ctp\catppuccinpalette@style Overlay2}%
362 \colorlet{CtpOverlay1}{Ctp\catppuccinpalette@style Overlay1}%
363 \colorlet{CtpOverlay0}{Ctp\catppuccinpalette@style Overlay0}%
364 \colorlet{CtpSurface2}{Ctp\catppuccinpalette@style Surface2}%
365 \colorlet{CtpSurface1}{Ctp\catppuccinpalette@style Surface1}%
366 \colorlet{CtpSurface0}{Ctp\catppuccinpalette@style Surface0}%
367 \colorlet{CtpBase}{Ctp\catppuccinpalette@style Base}%
368 \colorlet{CtpMantle}{Ctp\catppuccinpalette@style Mantle}%
369 \colorlet{CtpCrust}{Ctp\catppuccinpalette@style Crust}%
370 \colorlet{CtpBackground}{Ctp\catppuccinpalette@style Base}%
371 \colorlet{CtpLink}{Ctp\catppuccinpalette@style Blue}%
372 \colorlet{CtpSuccess}{Ctp\catppuccinpalette@style Green}%
373 \colorlet{CtpWarning}{Ctp\catppuccinpalette@style Yellow}%
374 \colorlet{CtpError}{Ctp\catppuccinpalette@style Red}%

  Set pagecolor according to the style guide if the user wants this
375 \ifcatppuccinpalette@pagecolor%
376 \pagecolor{CtpBackground}%
377 \fi%

  Set textcolor according to the style guide if the user wants this
378 \ifcatppuccinpalette@textcolor%
379 \color{CtpText}%
380 \fi%
381 }
382 \CtpReinit []

```

Change History

v0.0.1		v1.0.1	
General: Converted to DTX file . . .	1	General: Make fit for CTAN	1
v1.0.0		v1.0.2	
General: First full release	1	General: Fix colors in documentation	1

Index

Numbers written in *italic* refer to the page where the corresponding entry is described; numbers underlined refer to the code line of the definition; numbers in *roman* refer to the code lines where the entry is used.

C	<code>\CtpReinit</code> . . .	<i>2, 339, 382</i>	<code>\ifcatppuccinpalette@textcolor</code>	<i>5, 378</i>
<code>\catppuccinpalette@style</code>		I		
. . .	<code>\ifcatppuccinpalette@pagecolor</code>	N		
<i>18, 20, 22, 24,</i> <i>307–337, 344–374</i>	<code>\NewDocumentCommand</code>	<i>339</i>	